

Product Picture :



Product Describe :

LP Series Whirlpool Bath Pump: Pump housing, pump cover & impeller are made of high reinforce plastic. Mechanical seal, with single phase motor, thermal overload protector & pneumatic control are economical quiet and compact pump, they self-drain water from bathtub after each use for fresh water. It is most suitable for whirlpool tub or spa systems and swimming pool.

Diagram Of Curve :

Aqua Integral®
Agua para el futuro

性能曲线 Performance curves

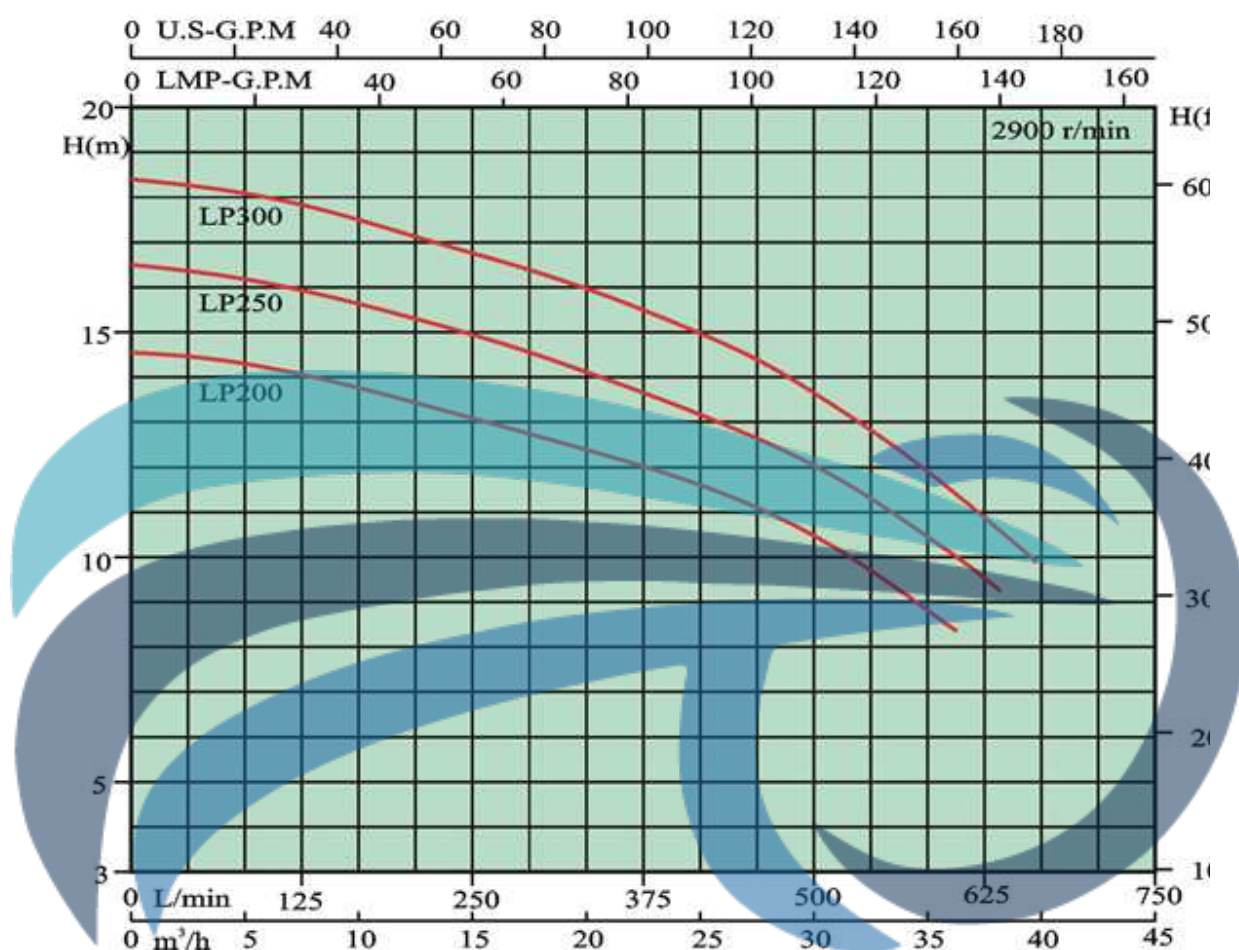
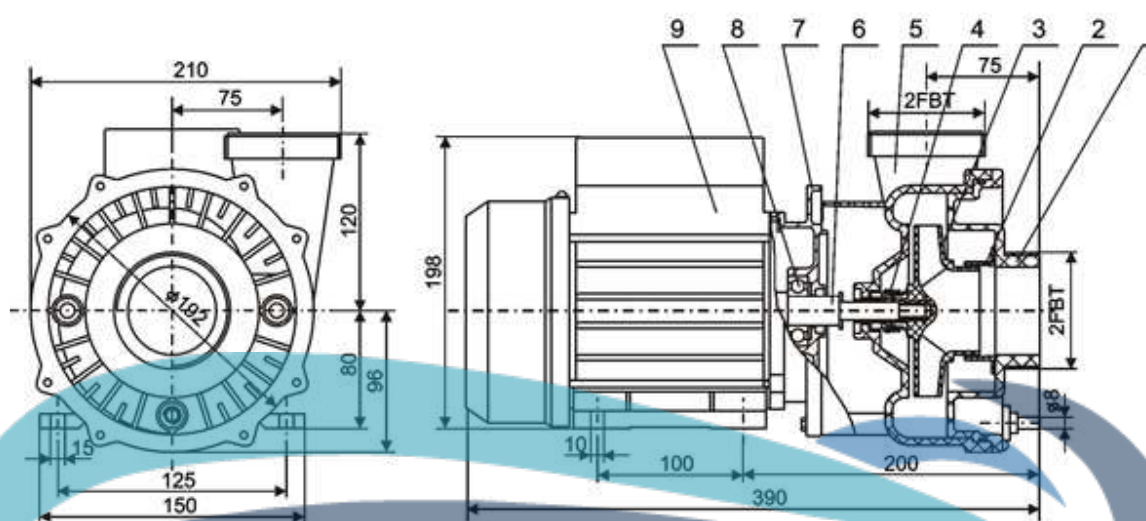


Diagram Of Block :

Aqua Integral®
 Agua para el futuro

安装结构图 Fixing structural chart



1. 泵盖 Pump cover
2. 密封环 Seal ring
3. 叶轮 Impeller
4. 机械密封 Mechanical Seal
5. 泵壳 Casing

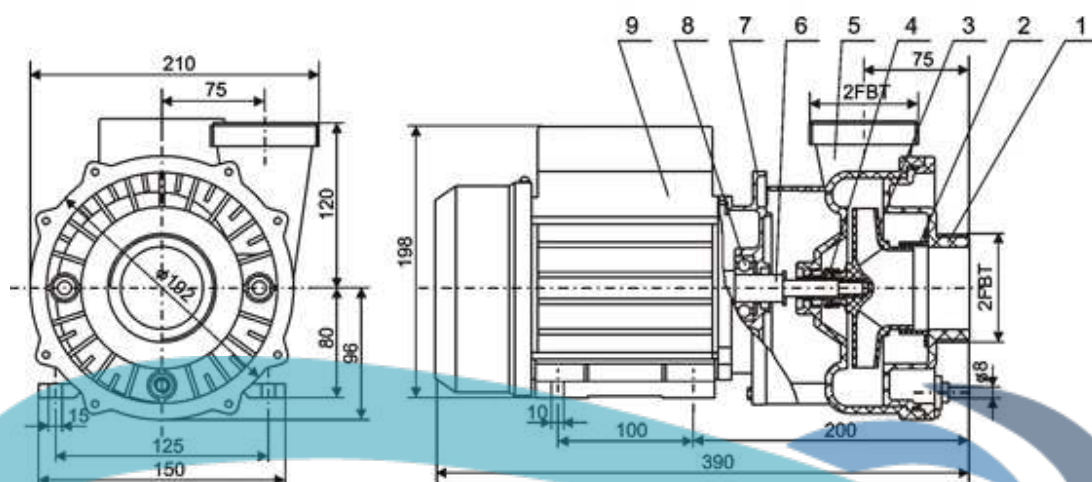
6. 转轴 Pump shaft
7. 前端 Front cover
8. 轴承 Bearing
9. 电机 Motor

Diagram Of Installation :

Aqua Integral[®]

Agua para el futuro

安装结构图 Fixing structural chart



- | | |
|-------------------------|-------------------|
| 1. 泵盖 Pump cover | 6. 转轴 Pump shaft |
| 2. 密封环 Seal ring | 7. 前端 Front cover |
| 3. 叶轮 Impeller | 8. 轴承 Bearing |
| 4. 机械密封 Mechanical Seal | 9. 电机 Motor |
| 5. 泵壳 Casing | |

型 号 Model	流 量 Q _{max} (L/min)	扬 程 H _{max} (m)	功率Power(P _i)		重 量 Weight (Kg)	包 装 尺 码 Packing size (mm)	装柜 数量 Qty/20'
			KW	HP			
LP200	533	14.5	1.5	2.0	12.5	418 × 235 × 255	1080
LP250	583	16.5	1.85	2.5	13.5	418 × 235 × 255	1080
LP300	667	1.85	2.2	3.0	15.5	438 × 235 × 255	1080

Aqua Integral®
Agua para el futuro